

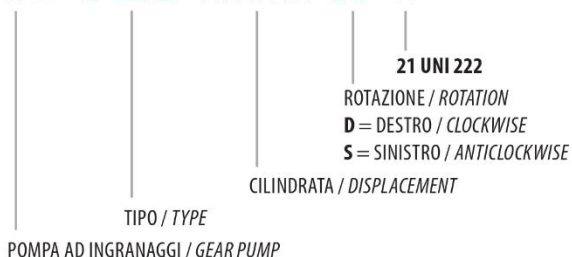
# FZ0 T

**POMPE AD INGRANAGGI**  
**GEAR PUMPS**

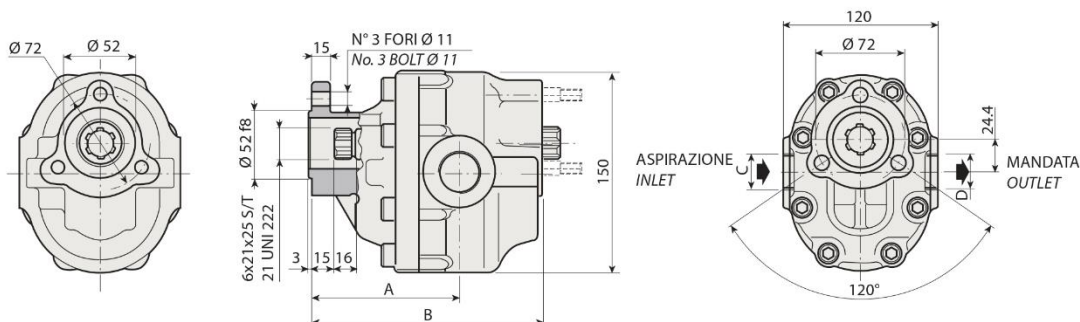
## TANDEM 21 UNI 222

CODICE DI ORDINAZIONE / ORDERING CODE

**200 FZ0 XXX X T**



<b>FZ0 22 T</b>	<b>FZ0 36 T</b>	<b>FZ0 57 T</b>	<b>FZ0 90 T</b>
<b>FZ0 27 T</b>	<b>FZ0 43 T</b>	<b>FZ0 65 T</b>	<b>FZ0 110 T</b>



**CARATTERISTICHE E DATI TECNICI / SPECIFICATIONS AND TECHNICAL DATA**

TIPO TYPE	CODICE / CODE		CILINDRATA DISPLACEMENT cm <sup>3</sup> /rev.	A mm	B mm	C ASPIRAZIONE INLET	D MANDATA OUTLET	PESO WEIGHT kg
	ROTAZIONE DESTRA CLOCKWISE ROT.	ROTAZIONE SINISTRA ANTICLOCKWISE ROT.						
<b>FZ0 22 T</b>	<b>200FZ0022DT</b>	<b>200FZ0022ST</b>	22	99.5	149.5	3/4" G	1/2" G	9.1
<b>FZ0 27 T</b>	<b>200FZ0027DT</b>	<b>200FZ0027ST</b>	27	105	153	3/4" G	1/2" G	9.2
<b>FZ0 36 T</b>	<b>200FZ0036DT</b>	<b>200FZ0036ST</b>	36	99.5	160	3/4" G	1/2" G	9.3
<b>FZ0 43 T</b>	<b>200FZ0043DT</b>	<b>200FZ0043ST</b>	43	104.5	165	1" G	3/4" G	10.5
<b>FZ0 57 T</b>	<b>200FZ0057DT</b>	<b>200FZ0057ST</b>	57	111.5	175	1" G	3/4" G	11.3
<b>FZ0 65 T</b>	<b>200FZ0065DT</b>	<b>200FZ0065ST</b>	65	116.5	180	1" G	3/4" G	11.8
<b>FZ0 90 T</b>	<b>200FZ0090DT</b>	<b>200FZ0090ST</b>	84	126	195	1" 1/4 G	1" G	12.8
<b>FZ0 110 T</b>	<b>200FZ0110DT</b>	<b>200FZ0110ST</b>	105	138	207	1" 1/4 G	1" G	15.3

- A richiesta possono essere fornite le pompe ad ingranaggi con le guarnizioni HNBR per climi freddi (-40 °C).
- On request our gear pumps may be supplied with HNBR seals for cold climates (-40 °C).

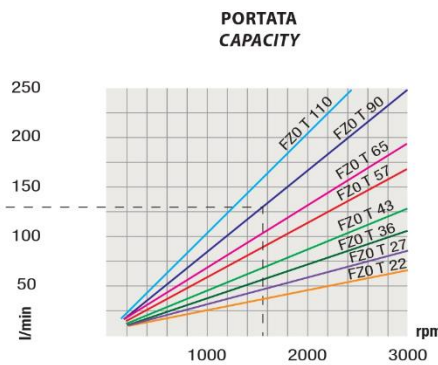
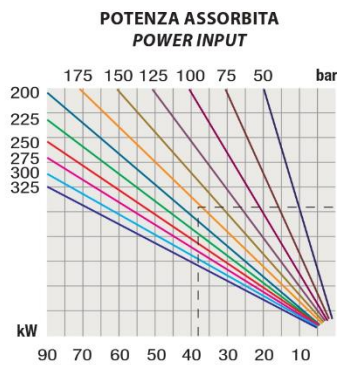
## POMPE AD INGRANAGGI GEAR PUMPS

## FZO T

## TANDEM 21 UNI 222

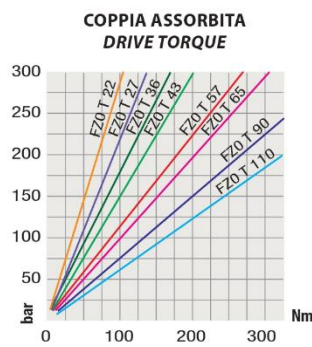
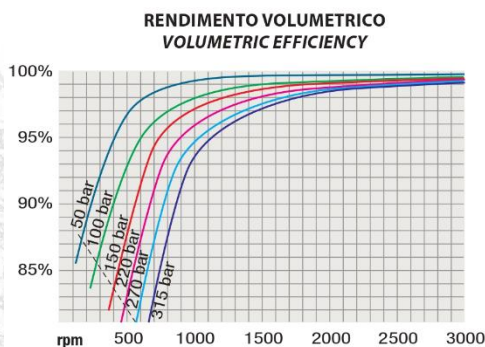
TIPO / TYPE		FZO 22 T	FZO 27 T	FZO 36 T	FZO 43 T	FZO 57 T	FZO 65 T	FZO 90 T	FZO 110 T
Cilindrata Displacement	Vg cm <sup>3</sup> /n cm <sup>3</sup> /rev.	22	27	36	43	57	65	84	105
Pressione massima continua Max continuous operating pressure	P1	305	300	300	280	240	220	210	180
Pressione massima intermittente Max intermittent operating pressure (max 30 s)	P2	330	325	325	305	265	240	230	200
Pressione massima di picco Max peak pressure (≤ 0.1 s)	P3	450	450	450	400	380	350	300	250
Velocità massima intermittente Max intermittent speed (P ≤ 20 bar)	n3	4000	3500	3500	3500	3500	3500	3500	3000
Velocità massima continua Max continuous speed (≤ P1)	n1 n/min r.p.m.	2500	2200	2200	2200	2000	1800	1500	1500
Velocità minima intermittente Min intermittent speed (≤ P2 x 0.5) (max 30 s)	n4	450	350	350	350	300	300	300	300

### DIAGRAMMI / DIAGRAMS



RILIEVI ESEGUITI CON OLIO ISO VG 46  
A 50° C ( $\nu = 30$  cSt)

THE ABOVE SPECIFICATIONS REFER TO OIL  
TYPE ISO VG 46 AT 50° C ( $\nu = 30$  cSt)



**!**  
Verificare, nel caso vi sia l'utilizzo  
contemporaneo delle due pompe, che la  
coppia sull'albero in uscita non superi  
i 270 Nm.  
In case of simultaneous use of both pumps,  
make sure that the torque on output shaft  
does not exceed 270 Nm.