


**PB 01607300170**

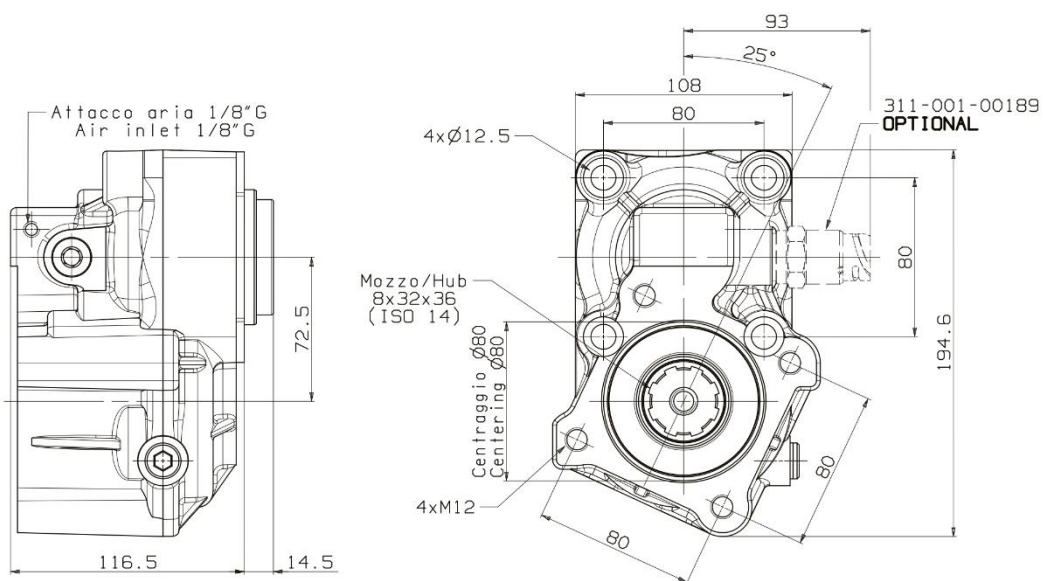


Pres a di forza a comando pneumatico  
Pneumatic clutch power take-off  
**MERCEDES G131...G330**

Fam. 016071/072/  
073/074/075



**Ingombro / Dimensions**



**Dati tecnici / Technical features**

Codice PTO PTO code	Rapporto Ratio	Versione Version	Giri pto a 1000 giri motore Pto ratio@1000 eng.rpm rpm	Coppia massima Max torque Nm	Rotazione Rotation	Peso Weight
01607100172	1:1,81	17	Vedi indice See index	330	Antioraria Acw	10,2 Kg
01607200171	1: 1,53			400		
01607300170	1: 1,33			450		
01607400179	1:1			500		
01607500178	1: 1,44			400		



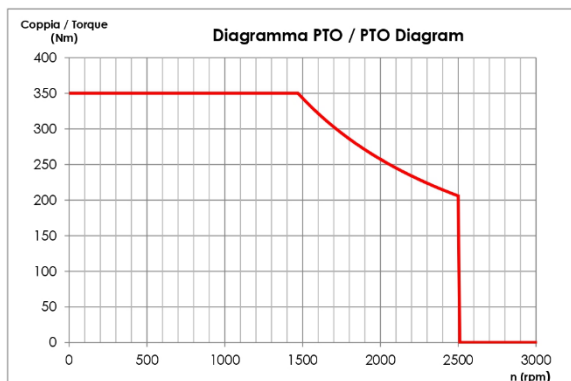
**ATTENZIONE: VERIFICARE SEMPRE LE NOTE PER IL MONTAGGIO SUL NOSTRO INDICE.  
ATTENTION: ALWAYS CHECK THE NOTES FOR THE ASSEMBLY ON OUR PTO INDEX.**

Presenza di forza a comando pneumatico  
Pneumatic clutch power take-off  
**MERCEDES G131...G330**

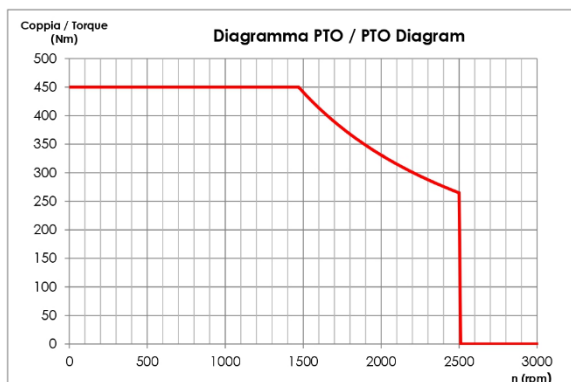
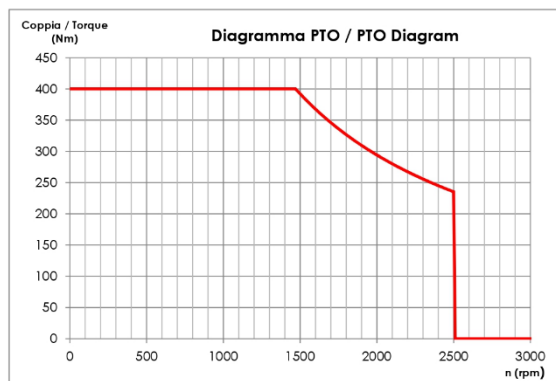
Fam. 016071/072/  
073/074/075

**Condizioni di funzionamento / Working conditions**

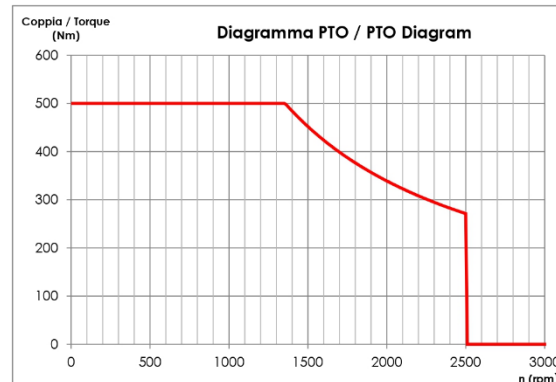
**016-071-00172**



**016-072-00171 - 016-075-00178**



**016-073-00170**



**016-074-00179**

I grafici, che indicano il prelievo di coppia in funzione del numero di giri, riguardano solamente la PTO. È necessario verificare il limite di prelievo di potenza dal cambio prima di effettuare l'applicazione.  
*The graphs indicating the allowed torque according to the RPM refers to the PTO only. It is necessary to check the torque limit of the gearbox before fitting the PTO.*