

PB 01006702178



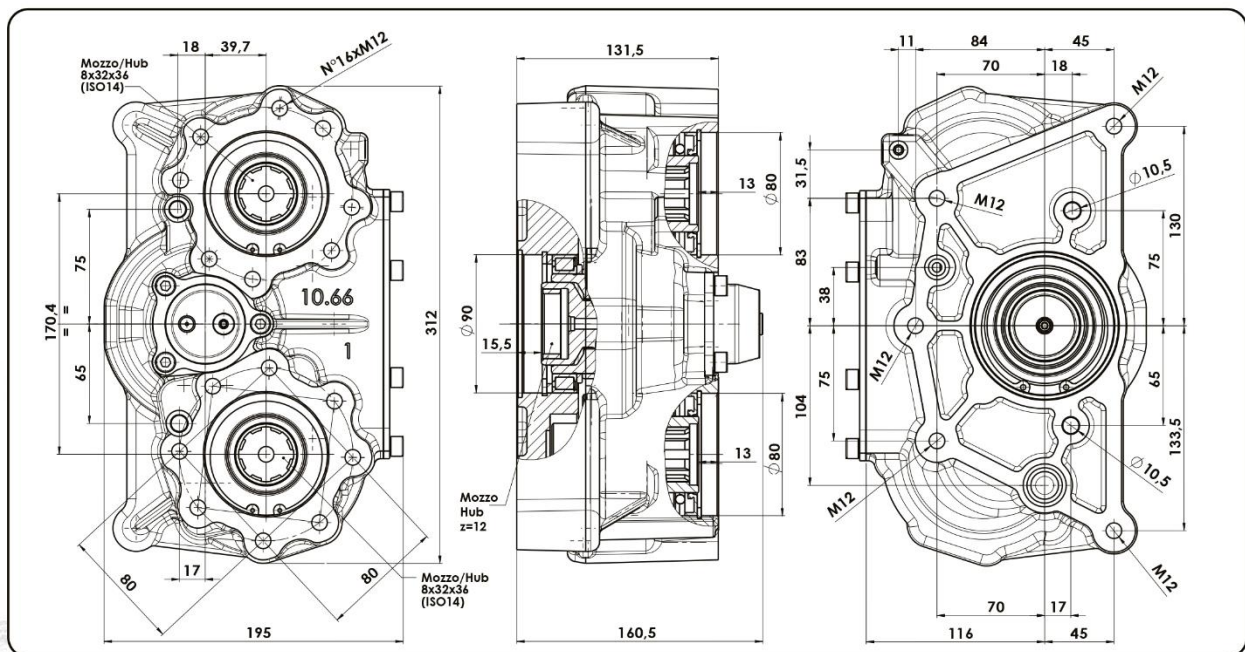

**PRESA DI FORZA A
COMANDO PNEUMATICO
PNEUMATIC CLUTCH
POWER TAKE-OFF**

CODICE PTO
PTO CODE

01006602179
01006702178

CAMBIO
GEARBOX

ZF TRAXON



Codice PTO PTO code	Albero Shaft		Rapporto Ratio	Versione Version	Giri pto a 1000 giri motore Pto ratio@1000 eng.rpm	Coppia massima Max torque	Uscita Output	Lato montaggio Mounting side	Rotazione Rotation	Peso Weight
01006602179 SLOW	Albero alto	Upper shaft	1	217	IN FUNZIONE DEI CAMBI - vedi INDICE ACCORDING TO THE GEARBOXES - see INDEX	700	Post. Rear	Post. Rear	Antior. Ccw	19Kg
	Albero basso	Lower shaft	1			700				
01006702178 FAST	Albero alto	Upper shaft	1,47			600				
	Albero basso	Lower shaft	1,47			600				

PB 01006702178



**PRESA DI FORZA A COMANDO PNEUMATICO
PNEUMATIC CLUTCH POWER TAKE-OFF**

ZF TRAXON

N.B.: numero di giri a 1000 rpm motore
Il numero di giri è riferito al cambio più veloce 12 TX TO
(n° giri ingresso 1260 g/1');

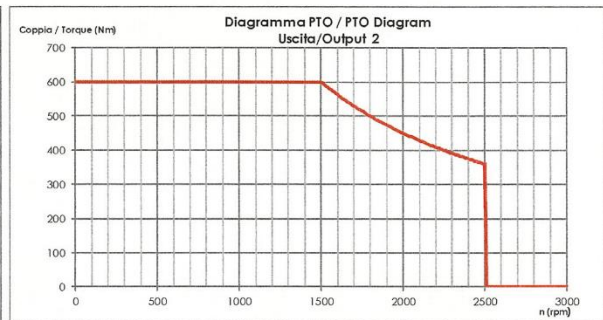
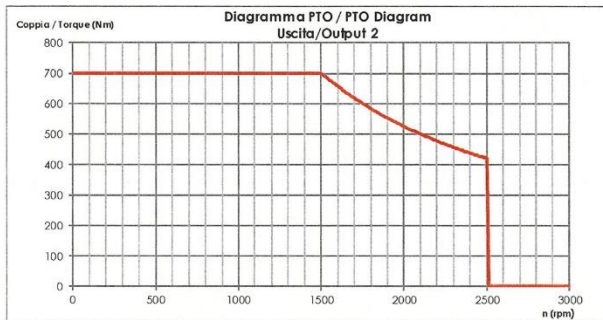
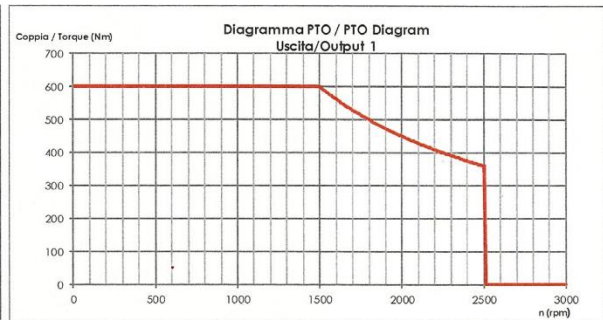
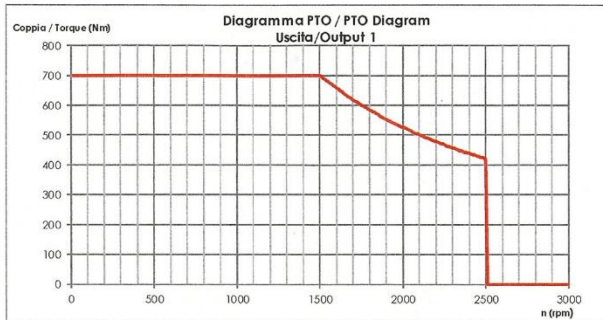
NOTE: rpm at 1000 rpm/engine
rpm must be referred to faster gearbox 12 TX TO
(input rpm 1260 rpm)

01006602179 "SLOW"

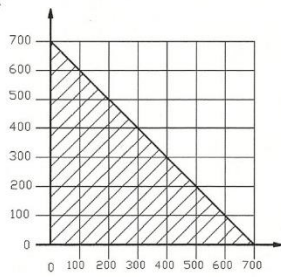
N.B.: numero di giri a 1000 rpm motore
Il numero di giri è riferito al cambio più veloce 16 TX TD
(n° giri ingresso 720 g/1');

NOTE: rpm at 1000 rpm/engine
rpm must be referred to faster gearbox 16 TX TD
(input rpm 720 rpm)

01006702178 "FAST"

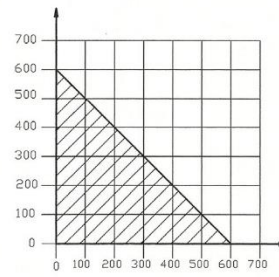


Coppia max.
albero basso
Max. torque
lower shaft



Coppia max. prelevabile
per impiego simultaneo
Max. torque for using 2
outputs simultaneously

Coppia max.
albero basso
Max. torque
lower shaft



Coppia max. prelevabile
per impiego simultaneo
Max. torque for using 2
outputs simultaneously

Coppia max.
albero alto
Max. torque
upper shaft

Coppia max.
albero alto
Max. torque
upper shaft