

PB 01004000171



**PRESA DI FORZA A
COMANDO PNEUMATICO**
PNEUMATIC CLUTCH POWER TAKE-OFF

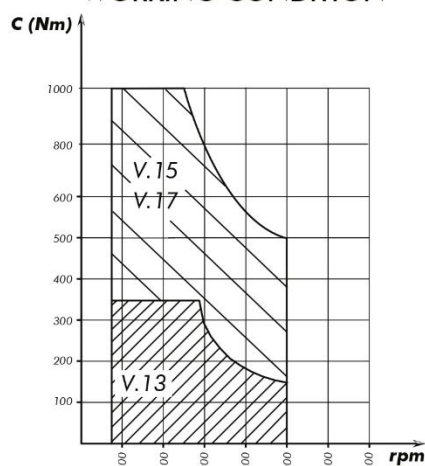
CODICE PTO
PTO CODE

10-40

**CAMBIO VOLVO,EATON,SCANIA
GEARBOX**
MERCEDES,ZF



DIAGRAMMA DI UTILIZZO
WORKING CONDITION



Tipo cambio Gearbox	Codice PTO PTO code	Versione Version	Giri pto a 1000 giri motore Pto ratio@1000 eng.rpm rpm	Coppia massima Max torque Nm	Lato montaggio Mounting side	Uscita Output	Rotazione Rotation	Kit di montaggio Mounting kit	Peso Weight Kg
VOLVO, EATON, MERCEDES, ZF,SCANIA	10-40-135	13	VEDI INDICE See index	350	Poster. Rear	Poster. Rear	Ora. Cw	Vedi indice See index	3,9
	10-40-153	15		1000 ⁽¹⁾					3,7
	10-40-171	17		1,7					

(1) La coppia massima trasmissibile è riferita alla PTO. È necessario consultare l'indice PTO-Cambi per identificare la coppia limite prelevabile dai singoli cambi.

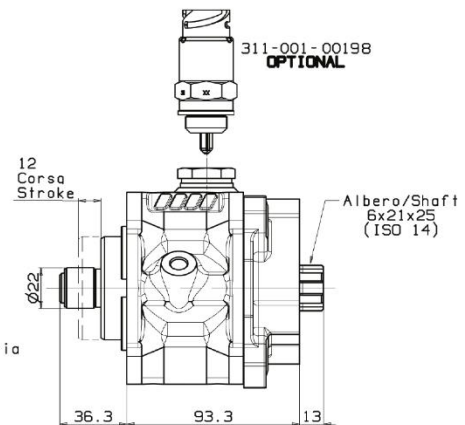
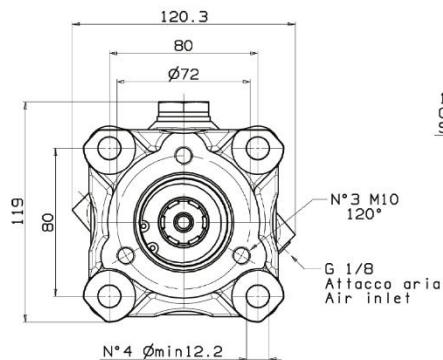
(1) The maximum allowed torque is referred to the PTO only. It is essential to watch the PTO/gearbox application book to get the maximum torque limit of every single transmission.

INGOMBRI
OVERALL DIMENSIONS

10-40-135

Vers. 13

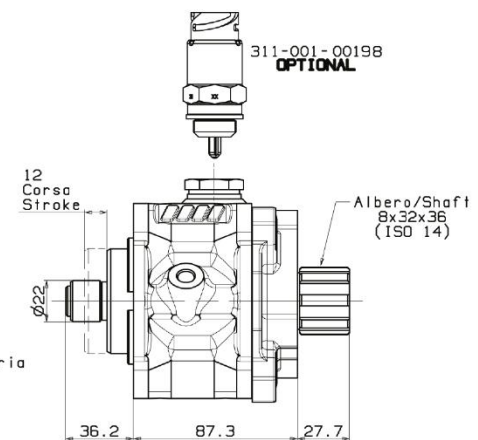
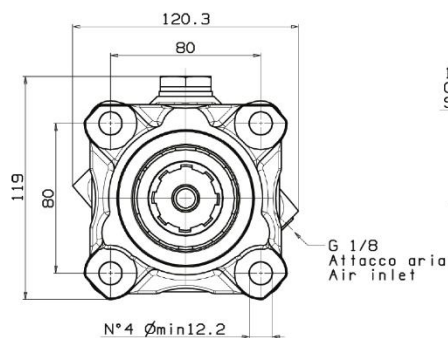
Flangia 3 fori UNI
albero UNI 21x25
Flange UNI 3 bolt
shaft UNI 21x25



10-40-153

Vers. 15

Flangia 4 fori ISO
albero maschio
32x36 DIN 5462
Flange ISO 4 bolt
male shaft
32x36 DIN 5462



10-40-171

Vers. 17

Flangia 4 fori ISO
albero femmina
32x36 DIN 5462
Flange ISO 4 bolt
female shaft
32x36 DIN 5462

