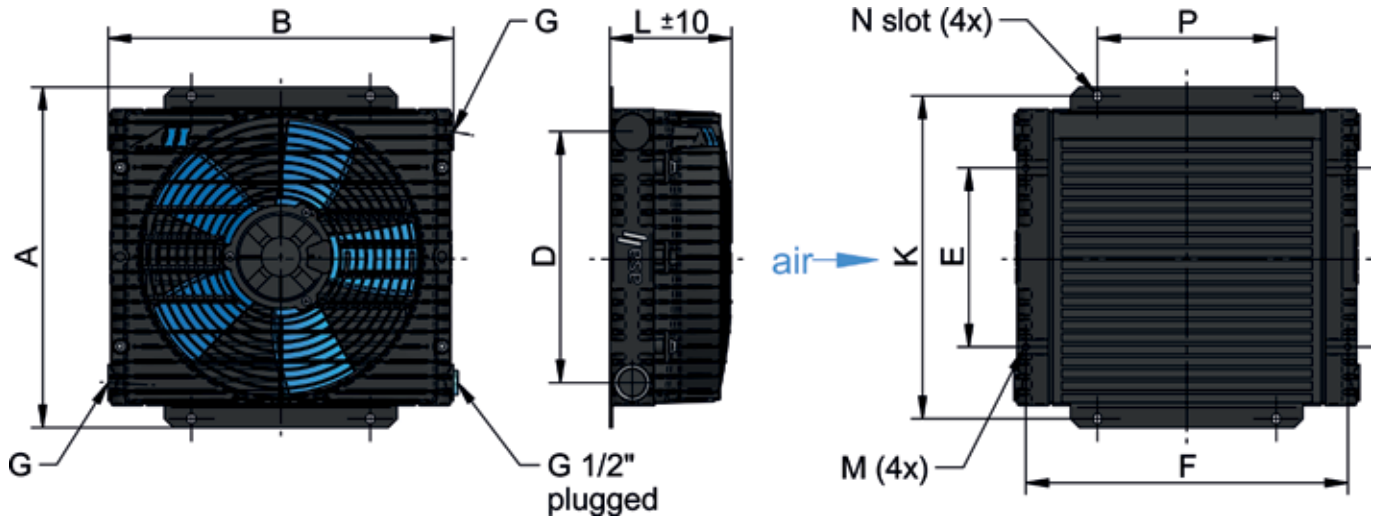


LowLine 03, 06 and 08 Oil / Air Cooler

12V / 24V DC, HP (high performance) and internal bypass



Dimensions

order number	description	A	B	D	E	F	G	K	L	M	N	P
		[mm]	[mm]	[mm]	[mm]	[mm]	[mm]	[mm]	[mm]	[mm]		[mm]
ASA0034GD01	LL 03 12V DC	255	250	180	144	225	G ¾"	240	134	M6	7x10	120
ASA0034GD02	LL 03 24V DC	255	250	180	144	225	G ¾"	240	134	M6	7x10	120
ASATT06GD03*	LL 06 12V DC	290	320	215	180	301	G ¾"	269	145	M6	7x10	155
ASATT06GD04*	LL 06 24V DC	290	320	215	180	301	G ¾"	269	145	M6	7x10	155
ASA0084GD01	LL 08 12V DC	380	386	280	200	360	G 1"	360	136	M8	9x12	200
ASA0084GD02	LL 08 24V DC	380	386	280	200	360	G 1"	360	136	M8	9x12	200
ASA0084GD03	LL 08 12V DC HP	380	386	280	200	360	G 1"	360	157	M8	9x12	200
ASA0084GD04	LL 08 24V DC HP	380	386	280	200	360	G 1"	360	157	M8	9x12	200

Technical Data

order number	description	power	current	protection	air flow	noise level	weight	optional internal bypass (2 bar)
		[kW]	[A]		[kg/s]	[dB(A)]	[kg]	cooler order number
ASA0034GD01	LL 03 12V DC	0,11	8,5	IP 68	0,24	68	4,2	ASA0034GD01BP
ASA0034GD02	LL 03 24V DC	0,11	4,2	IP 68	0,24	68	4,2	ASA0034GD02BP
ASATT06GD03*	LL 06 12V DC	0,10	7,7	IP 68	0,29	74	5,6	ASATT06GD03BP
ASATT06GD04*	LL 06 24V DC	0,10	3,6	IP 68	0,29	74	5,6	ASATT06GD04BP
ASA0084GD01	LL 08 12V DC	0,16	12,5	IP 68	0,51	74	8,3	ASA0084GD01BP
ASA0084GD02	LL 08 24V DC	0,21	7,9	IP 68	0,51	74	8,3	ASA0084GD02BP
ASA0084GD03	LL 08 12V DC HP	0,29	22,2	IP 68	0,69	77	9	ASA0084GD03BP
ASA0084GD04	LL 08 24V DC HP	0,30	11,4	IP 68	0,69	77	9	ASA0084GD04BP

*...ASATT06GD01/02 versions from on 09/2009 are upgraded to identical performance data as ASATT06GD03/04

This data sheet and the corresponding scale drawings are to be used as a general guideline and technical overview of our products. Please contact us if more exact information is needed. As we are constantly improving our products, their characteristics, dimensions and weights may also change, although we do our best to incorporate these changes continually. asa assumes no liability for any information therein, any errors, omissions, misprints, nor any direct or indirect damages, losses or costs resulting therefrom. Any cooling performances and general technical values indicated in this catalogue are measured at a test bench according to asa testing procedures or calculated, based on such tests. Due to different conditions in testing and application environments the performance may also vary by +/- 15%. Because there is no standardized testing procedure, tests used by other manufacturers could have different results. Therefore we recommend all products to be checked under the system operating conditions. This is also true for vibrations and mechanical stress as well as for pressure peaks and thermal stress and any other relevant factors. General tolerances according to DIN ISO 2768-v. General tolerances for casted parts according EN ISO 8062-3 (DCTG 10). Tolerances for rubber parts are according to ISO 3302-1 (class M4-F+C). The tolerances of welding seams are defined by quality group D according to EN ISO 10042, if it is not specified on the actual scale drawing or data sheet. In addition to that we point out that any data sheet and corresponding scale drawing is no substitution for the manual.

LowLine 03, 06 and 08 Oil / Air Cooler

12V / 24V DC, HP (high performance) and internal bypass

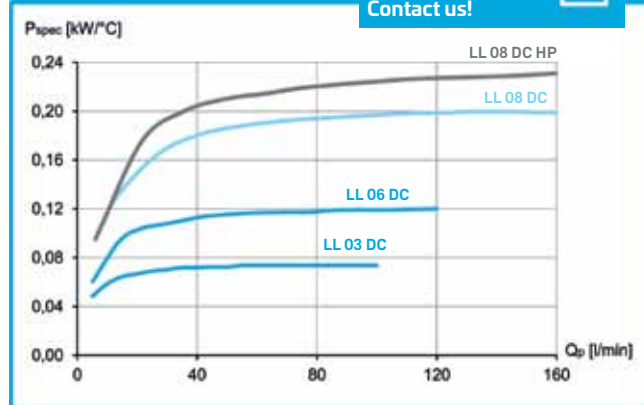


Performance

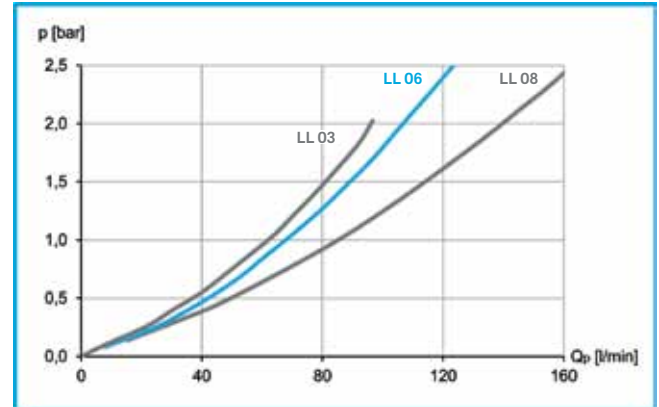
specific cooling performance

all products
water/glycol
compatibel

Contact us!



pressure drop at 30cSt



Radiator Style A

material:	aluminum
working temperature range:	-20°C to +100°C (oil temperature)
air fin:	wavy
max. working pressure:	26 bar (static)

Options

mounting feet kit	ILLEFUSSTT06K
temperature switches IP65	ILLZTH4765K, ILLZTH6065K
temperature switches IP69K	ILLZTH5069K, ILLZTH6069K, ILLZTH9069K
temperature control	ILLZTC12-2K, ILLZTC24-2K
protection housing	on request



This data sheet and the corresponding scale drawings are to be used as a general guideline and technical overview of our products. Please contact us if more exact information is needed. As we are constantly improving our products, their characteristics, dimensions and weights may also change, although we do our best to incorporate these changes continually. asa assumes no liability for any information therein, any errors, omissions, misprints, nor any direct or indirect damages, losses or costs resulting therefrom. Any cooling performances and general technical values indicated in this catalogue are measured at a test bench according to asa testing procedures or calculated, based on such tests. Due to different conditions in testing and application environments the performance may also vary by +/- 15%. Because there is no standardized testing procedure, tests used by other manufacturers could have different results. Therefore we recommend all products to be checked under the system operating conditions. This is also true for vibrations and mechanical stress as well as for pressure peaks and thermal stress and any other relevant factors. General tolerances according to DIN ISO 2768-v. General tolerances for casted parts according to EN ISO 8062-3 (DCTG 10). Tolerances for rubber parts are according to ISO 3302-1 (class M4-F+C). The tolerances of welding seams are defined by quality group D according to EN ISO 10042, if it is not specified on the actual scale drawing or data sheet. In addition to that we point out that any data sheet and corresponding scale drawing is no substitution for the manual.